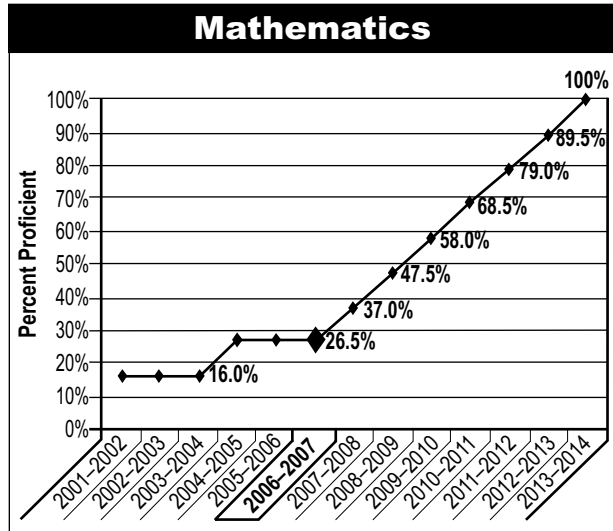
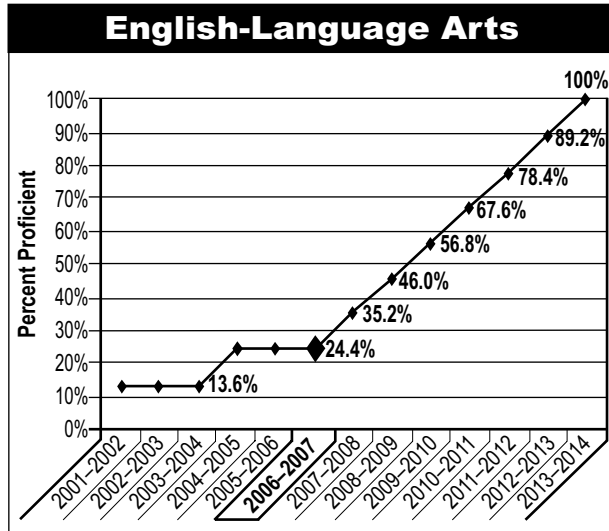


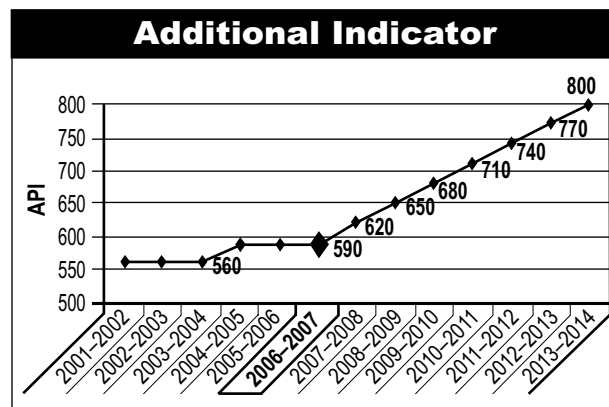
AYP Targets, 2002–2014

Elementary Schools, Middle Schools, and Elementary School Districts

- Participation Rate – 95% (schoolwide/LEA-wide and subgroups)
- Percent Proficient – Annual Measurable Objectives (AMOs)¹ (schoolwide/LEA-wide and subgroups)



- Additional Indicator – Growth in the API of at least one point OR a minimum API score (schoolwide/LEA-wide)



A local educational agency (LEA) is a school district or county office of education.

¹ AMO targets are level at two time intervals between 2002 and 2007 and then increase yearly to 2014. This pattern was established to reflect the expectation that the strongest academic gains in schools and LEAs are likely to occur in later years (after alignment of instruction with state content standards, after schools and LEAs have the opportunity for increased capacity, and after a highly qualified teacher is in every classroom).